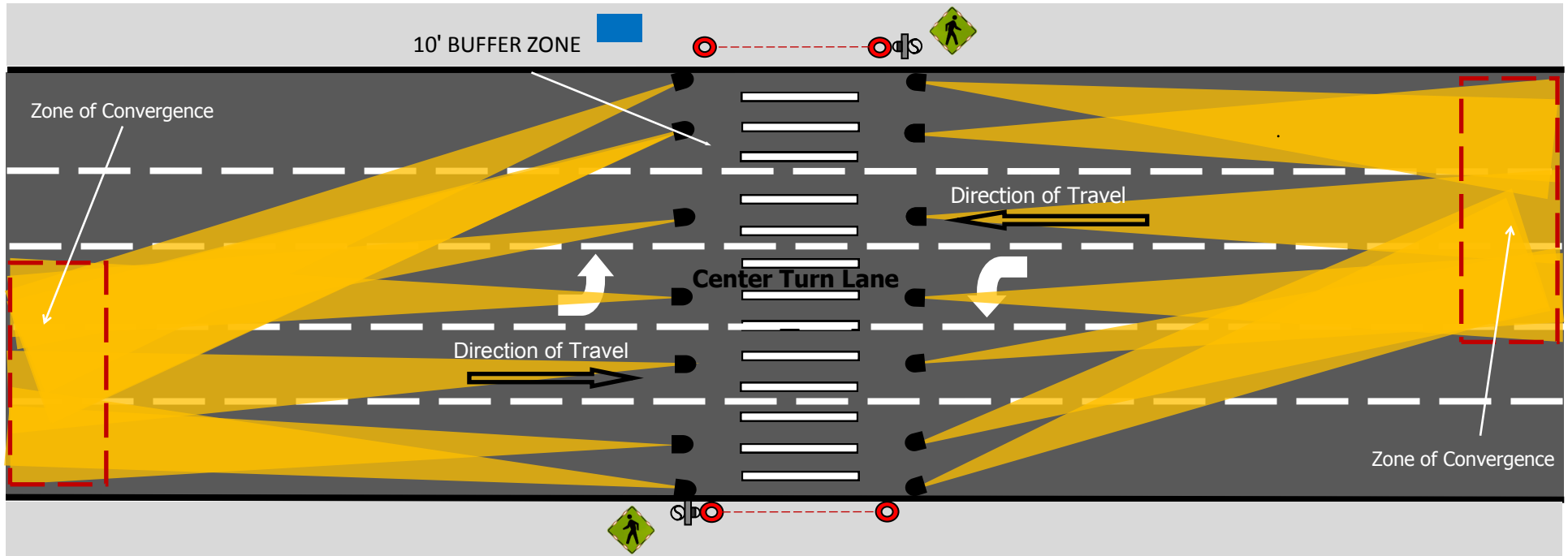






## 4-Lane Two-way w/Center Turn Lane In-Roadway Warning Light (IRWL) System






The *Smart Crosswalk*™ IRWL light modules have uni-directional light beams that are directed towards approaching drivers. The IRWLs are installed at a distance of 10' away (MUTCD Section 4N.02.03D) from the crosswalk in a pattern designed to achieve optimal visibility of the flashing lights. When the approaching vehicle then enters the Zone of Convergence, the light beams merge at the eye level of the driver. They are flashing at the Enlighten1™ flash rate/pattern alerting the driver to pedestrians in the crosswalk.

### SYSTEM COMPONENT KEY

-  In-Roadway Warning Light (IRWL) signal light module, housed inside a baseplate

 Automatic Activation Bollards with infrared light beam technology

 Manual push button assembly
-  Pedestrian (W11-2) sign or School crossing sign (S1-1) with LED border enhanced flashing lights

 Power Control Unit (PCU) Solar or AC/DC