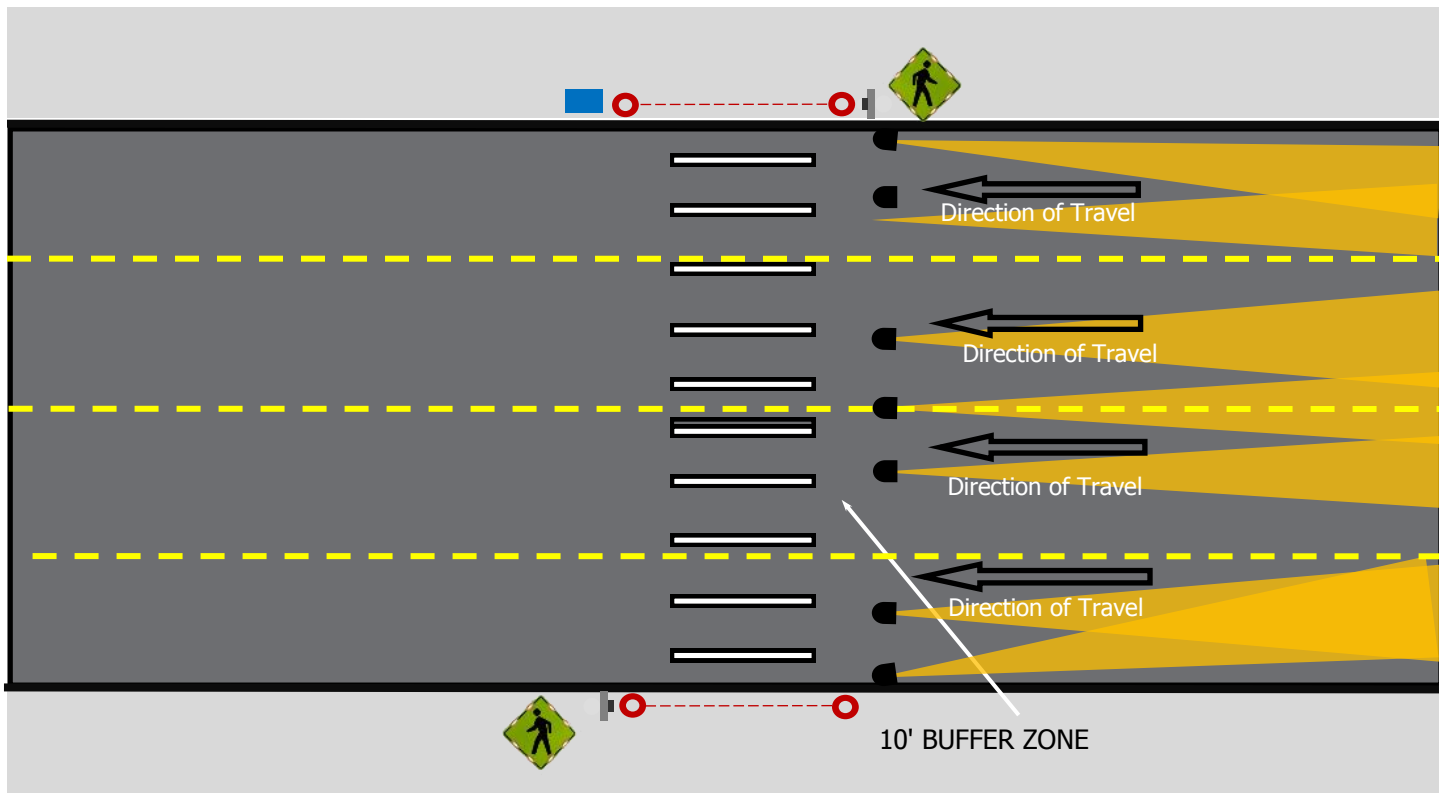









## 4-Lane One-Way In-Roadway Warning Light (IRWL) System



The *Smart Crosswalk™* IRWL has uni-directional light beams that are directed towards approaching drivers. The IRWLs are installed at a distance of 10' away (MUTCD Section 4N.02.03D) from the crosswalk in a pattern designed to achieve optimal visibility of the flashing lights. When the approaching vehicle then enters the Zone of Convergence, the light beams merge at the eye level of the driver. They are flashing at the Enlighten1™ flash rate/pattern alerting the driver to pedestrians in the crosswalk.

### System Components Key

- |                                                                                     |                                                                  |                                                                                     |                                                                                 |
|-------------------------------------------------------------------------------------|------------------------------------------------------------------|-------------------------------------------------------------------------------------|---------------------------------------------------------------------------------|
|  | In-Roadway Warning Light (IRWL) module housed inside a baseplate |  | Pedestrian (W11-2) sign or School crossing sign (S1-1) with LED enhanced border |
|  | Automatic Activation Bollards                                    |  | Power Control Unit (PCU) Solar or AC/DC                                         |
|  | Manual push button assembly                                      |                                                                                     |                                                                                 |